

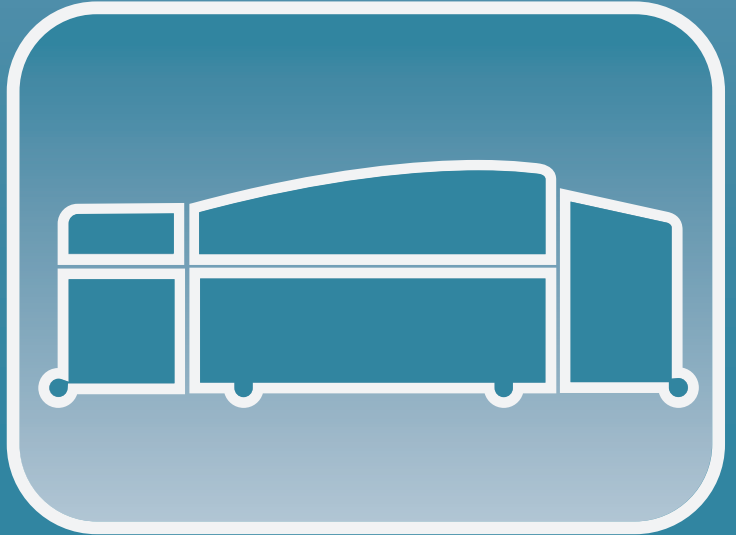

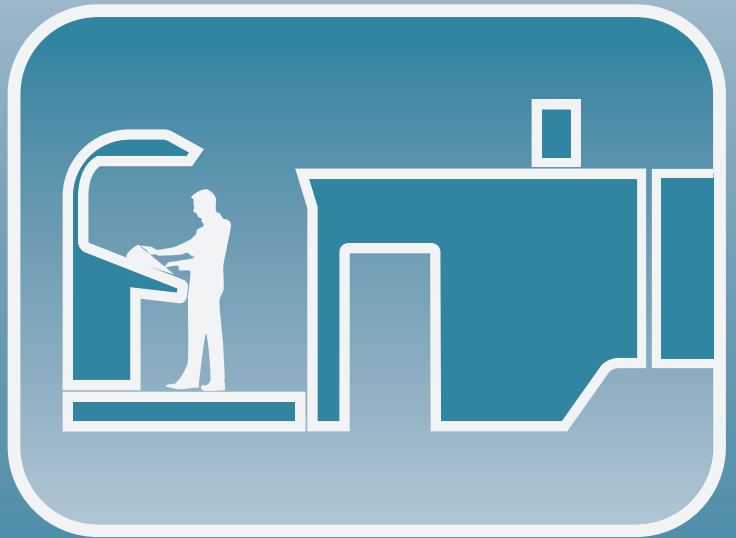
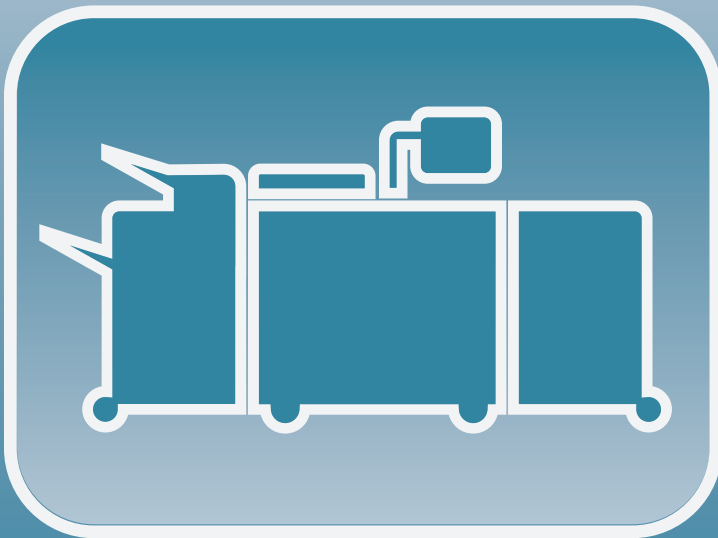


pressSIGN PANTONE® licensed

pressSIGN

intelligent printing

accurate color on all printing devices



ISO 12647 Standards
ISO 15339 Standards
Japan Color Standards
GRACoL G7
SWOP
or any user defined standard

intelligent printing

pressSIGN tests and controls the printing process for traditional presses and digital devices to give consistently accurate color and provide print quality analysis across the enterprise.

Using pressSIGN dramatically reduces make-ready and preparation times and increases print quality. Matching all international printing standards is easy. pressSIGN's unique dynamic density adjustment (DDA) makes matching spot and process solids simple. pressSIGN supports all major RIP formats. Export tonal curve adjustments to the RIP or a PDF workflow quickly.

Whatever the print process, whatever the number of colors whatever the color bar, pressSIGN will make it easier to achieve consistently accurate color.

benefits

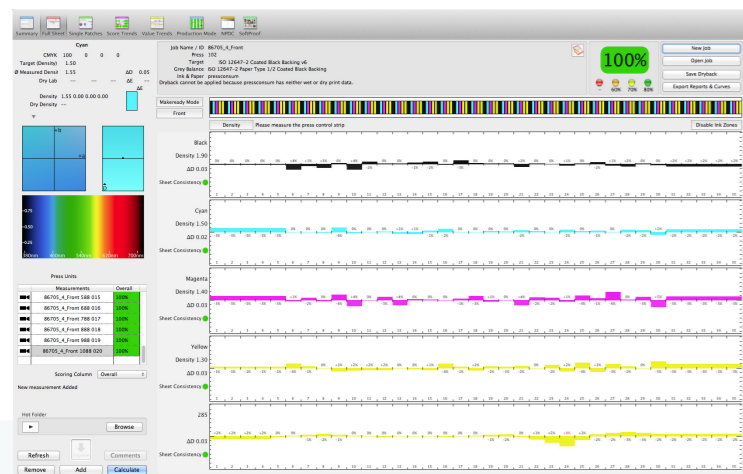
Whatever your role in the print process, pressSIGN will help you improve quality and productivity. All versions of the software enjoy the easy to use interface that gives a percentage score and traffic light indicator of quality.

Print buyers can create print standards which include the target, the tolerances and the acceptable quality level. Print buyers can lock the standard and export it to their print supplier so both parties will know what is required from the print job.

Operators enjoy the clear interface which shows how to adjust density to get to the lowest possible Delta E, either for each ink key across the press or for the printed sheet as a whole.

The pre-press department can export the tonal adjustment curves quickly to a whole variety of the most popular RIP formats or the PDF workflow without having to type in the adjustments manually to maintain production quality.

The analysis and reporting functions of pressSIGN-Pro and Internet Server help the production manager to understand where problems exist and how to improve them. Reports show job, make-ready and measurement times and enable the management to compare the performance of different sites, presses, operators and shifts.



unique features

• dynamic density adjustment

For traditional offset, flexographic and gravure printers, pressSIGN's unique Dynamic Density Adjustment (DDA) guides the operator to the lowest Delta E. By measuring only one solid patch DDA calculates the correct density adjustment. pressSIGN's DDA is always responding to the current printing conditions accounting for paper, ink, chemistry and environment.

DDA plus pressSIGN's dry back compensation ensures the color is correct when it arrives at the customer. All printers know there is a color shift as the ink settles. pressSIGN users are uniquely able to compensate automatically for the dry back.

• tonal curve adjustments

pressSIGN offers 3 methods of tonal adjustments for process colors: TVI (dot gain), 4CX and G7.

TVI provides the ideal solution for matching ISO 12647 standards.

4CX and G7 are two methods of achieving accurate grey balance. The G7 approach is based on Neutral Print Density whereas 4CX technology is a spectral methodology.

Whichever method of tonal adjustment is used the information can be exported to the most popular RIP workflows for fast and efficient updates

pressSIGN-Pro and GPM also includes the ability to control the tone values for spot colors. Either set the tonal curve by measuring a set of previously printed spot color tints or use pressSIGN's Visual Linear Technology (VLT). VLT automatically calculates the best visually linear adjustment so that 50% is half the value between the substrate and the solid ink color. All other gradations are adjusted accordingly.

• spot color libraries

All versions of pressSIGN include the Pantone® libraries and the ability to create custom spot libraries that can be exported to other users.

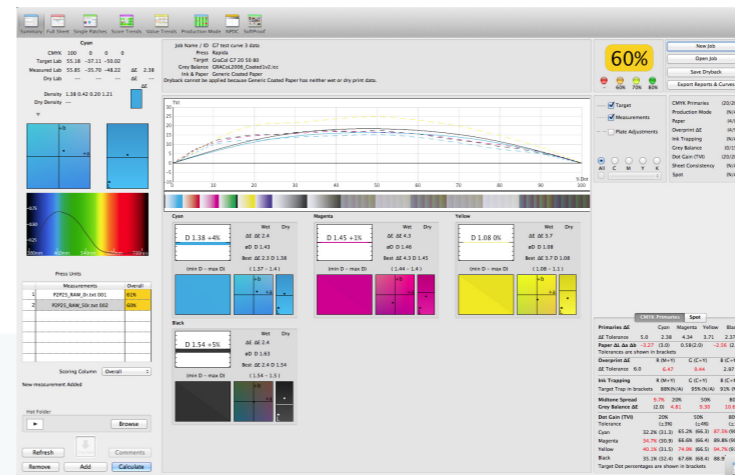
global print management (GPM)

pressSIGN Pro and pressSIGN GPM include SQL server software, one Pro client one Trends client and one Mobile client as the basic configuration. Additional clients can be purchased.

The Pro client measures the color bar and inputs data into the server. The Pro client shows the operator how to adjust the density, using DDA Technology, to achieve the lowest possible Delta E against the print target. At the same time the operator can see the overall measurement score.

pressSIGN-Trends is normally located in the production or pre-press office. With the Trends client users can open any job without having to visit the press room. Managers can create new jobs, assign them to operators, make tonal curve adjustments, upload production reports to the web and analyse production performance. The powerful reporting functions in pressSIGN compare presses, print sites, operators, campaigns, make-ready times, spot colors and more.

pressSIGN-Mobile gives access to the pressSIGN server from anywhere via a browser interface.



soft proofing

pressSIGN soft proofing is included in pressSIGN-Pro and Trends clients. Compare the actual printed job with the print target.

The soft proof window lets you see the impact the paper color has on the image even before you begin printing. See the difference between the printed sheet and the intended print target. The soft proof module also allows you to simulate the effect of updating the tonal curve.

printing standards

pressSIGN is the most flexible tool for matching any printing standard on any print system.

Select international standard based on ISO 12647, GRACol G7, SWOP, Japan Color or ISO 15339.

Create a new standard from an imported CMYK ICC profile.

Measure the press paper color and adjust the target based on the actual paper in use. Export the new ICC profile for use in proofing systems and design applications for a complete color matched system.

Use a measured press sheet to create a standard. This is ideal for print re-runs or capturing a press pass. Export the press standard to other users so that they can match your work.

Define your own print standard by typing your own Lab and TVI targets.

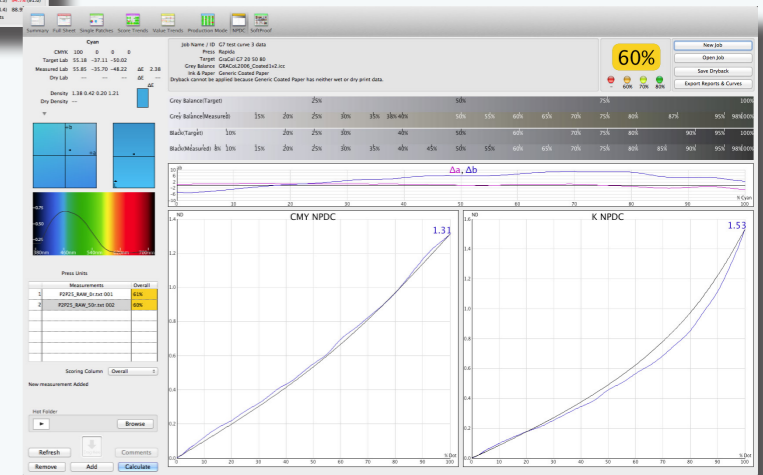
pressSIGN connectivity

pressSIGN controls a whole range of spectrophotometers from X-Rite, Techkon, Barbieri and Konica Minolta. Visit www.presssign.com for a list of the latest supported devices.

pressSIGN-Pro interfaces with various third-party closed loop systems from companies such as Digital Information, Printflow and Rutherford to provide a highly integrated fast and accurate pressroom control for virtually all presses.

pressSIGN accepts data from a variety of press manufacturers' closed loop systems such as Heidelberg, Komori, KBA, Sakurai, Mitsubishi and others.

To find out how your configuration can be integrated with pressSIGN contact your local dealer or email info@bodoni.co.uk.



4 versions of pressSIGN

choose the version of pressSIGN for you
(see the compatibility chart below)

pressSIGN-Pro
for those who want to ensure every print job meets the target standard. pressSIGN-Pro shows the operator how to adjust each ink key across the press. It enables export of tonal curves and provides powerful analysis tools to help improve quality and productivity.

pressSIGN Global Print Management (GPM)
designed for larger print enterprises with multiple print sites or for brand managers who need to monitor print from many suppliers. pressSIGN GPM accepts data across the internet as a cloud based solution. Centralize all measurements and set group wide standards for process and spot colors. Compare the performance of sites and carry out press passes remotely.

pressSIGN-Standard
standard edition - designed for basic process control and of particular benefit in digital printing.

pressSIGN-PrintBuyer
for those specifying print. Set the standard in PrintBuyer along with any Pantone® or custom spot colors. Measure the sheet using pressSIGN-PrintBuyer to confirm it meets the print target.

functions	●	●	●	●
standards				
ISO 12647-2, ISO 12647-3, ISO 12647-4,	√	√	√	√
ISO 12647-6				
GRACol G7	√	√	√	√
Japan Color	√	√	√	√
ISO 15339	√	√	√	√
import ICC profile	√	√	√	√
previous measurement(s)	√	√	√	√
user defined	√	√	√	√
supported spectrophotometers				
X-Rite EyeOne/i1 Pro 2/ SpectroEye/530/ eXact	√	√	√	√
Techkon SpectroDens	√	√	√	√
X-Rite EasyTrax S/Intellitrac S	√	√		
Techkon SpectroJet/SpectroDrive	√	√		
Barbieri LFP/Swing/SpectroPad	√	√	√	√
import data				
SVF/JDF/CGATS/XML files from a variety of manufacturers closed loop systems	√	√		
Support for a variety of 3rd party closed loop systems	√	√		
import & Export				
print standards/measurements/dry back data/ICC profiles/color bar/pdf	√	√	√	√
Export				
Density adjustment files for a variety of presses	√	√		

functions	●	●	●	●
reports				
label	√	√	√	√
pdf measurement report without curve info				√
pdf measurement report with curve info	√	√	√	
pdf scoring report	√	√		
pdf production report	√	√		
views				
summary without density adjustment info				√
full sheet view	√	√	√	
score trends view	√	√		
value trends view	√	√		
soft production proof	√	√		
G7 Neutral Print Density	√	√	√	√
production/make ready/OK sheet	√	√		
spot colors				
Pantone® Libraires	√	√	√	√
Custom Spot libraries	√	√	√	√
CMYK + 2 spots	√	√	√	√
Up to any 16 colors	√	√		
additional clients				
standard clients			√	
Pro clients	√	√		
Trends clients	√	√		
Mobile clients	√	√		
upload reports to pressSIGN online	√	√	√	√
diagnostics				
density adjustments	√	√	√	
tonal adjustments – TVI & 4CX	√	√	√	

Bodoni Systems
the colour experts

t : +44 (0) 1923 220 530
e : info@pressSIGN.com
w : pressSIGN.com

Mac:
mac OS 10.5.2 or later
2.4 Ghz Intel Core i3 or faster
(dual processor recommended)
2Gb RAM or more : 60 Gb free hard disk space
2 USB ports (for dongle and measuring device)
color monitor: 1280 x 1024

PC:
windows 2000, 2003 SP1 R2 Standard, XP, Vista, 2008 server, 7 or 8w
2.4 Ghz Intel Core i3 or faster (dual processor recommended)
2GB RAM
2 USB ports (for dongle and measuring device)
color monitor : 1280 x 1024